



2022

2023-013

2023 04

) (

4 ---
" LED " / /
" /

293,273,339
10 0.50 0
10 0

		http://www.cninfo.com.cn
		SINOPRO SINGAPORE PTE. LTD.
Alight		Alight Tech Inc.
Boost		Boost Lingting Inc.
		GOPRO TECHNOLOGY SDN. BHD.

A		
		2022 1 1 2022 12 31
		2021 1 1 2021 12 31
LED		"Light Emitting Diode"
LED		IEC60061-1 LED
LED		LED
LED		LED LED
LED		LED LED
FPC		Flexible Printed Circuit
FPC		FPC
UV LED		LED "Ultra Violet Light Emitting Diode" 400nm LED
UV LED		UV LED
SMT		"Surface Mounted Technology"

UL		Underwriter Laboratories Inc. UL
CE		"Conformite Europeenne" CE
TUV		Technischer Überwachungs Verein TUV TUV
CQC		CQC
FCC		

			300632
			XIAMEN GUANG PU ELECTRONICS CO., LTD.
			C 13F-01
			361005
			2021 8 " 608 " "
			C 13F-01"
			1800-1812
			361101
			http://www.gpprol ed.com
			gp@gpel ec. cn

	1800-1812	1800-1812
	0592-5625818	0592-5625818
	0592-5625818	0592-5625818
	gp@gpel ec. cn	gp@gpel ec. cn

	http://www.szse.cn
	http://www.cni nfo.com.cn
	1800-1812

	16 7 12

	01	B 6003 22	2020 11 5 -2022 12 31

	2022	2021		2020
	826,270,221.67	1,014,211,391.61	-18.53%	964,224,705.19
	52,513,080.53	80,591,856.26	-34.84%	135,430,633.65
	39,658,499.36	28,235,114.22	40.46%	115,196,127.28
	61,552,281.48	7,869,381.23	682.17%	238,089,508.62
/	0.17	0.26	-34.62%	0.53
/	0.17	0.26	-34.62%	0.53
	2.63%	4.14%	-1.51%	16.11%
	2022	2021		2020
	2,588,079,679.94	2,521,255,115.43	2.65%	2,427,099,540.05
	1,900,059,092.15	1,963,863,657.80	-3.25%	1,916,149,552.00

	269,622,685.61	264,857,984.82	156,916,696.10	134,872,855.14
	35,934,273.25	50,884,506.95	28,261,408.91	-62,567,108.58
	23,187,563.92	43,377,585.11	18,392,469.17	-45,299,118.84

	28,516,957.82	56,981,739.21	11,547,676.41	-35,494,091.96
--	---------------	---------------	---------------	----------------

1

2

	2022	2021	2020	
	-1,497,418.77	241,844.06		
	12,905,138.86	22,543,976.44	11,199,757.75	
	-1,133,890.23	36,950,582.49	10,200,674.70	
	4,599,011.77	4,734,111.45	5,814,804.26	
	869,169.39	-2,061,768.05	-3,060,905.62	
	2,681,426.37	9,841,688.86	3,760,069.73	
	206,003.48	210,315.49	159,754.99	

	12,854,581.17	52,356,742.04	20,234,506.37	--
--	---------------	---------------	---------------	----

1 ---

1 ---

4 —

“ LED ”

“ + +AIOT ”

”

”

1

2022

5G

3000

MEMS

“ ”

TMR

2031

2021-2031

2023

30

“

+ +AIOT ”

2012

”

LED ” ” ” ” 2019

600 COC CE UL FCC

” 2022

” ” LED 100 ” ” 2021 LED 50 ” ” 2022 19

” 300

10

2021

40%

”

”

3

VR

ADAS

AR/VR

PCB

ChatGPT

AI

Prismark

5 5G

4.0

PCB

”

”

PCB

5G 6G

PCB

2022 FPC

1055

2029

1843

CAGR 8.2%

5G

4.0

FPC

20

”

”

”

”

50+,

10

Roll to Roll

500mm,

/

15/15um

/

7/7u

5G

Mini

Micro LED

Mini

Micro LED

5G

4

3C

2022

295GWh

100GWh

130%

2025

1200GWh

288GWh

2021-2025

CAGR

53%

”

-

-

”

”

”

2023 3

2020

20

10GWH

OFweek

4 —

" LED

"

"

+

+AIOT

"

"

"

	FPC	FPC+	5G Mini Micro LED
			3C

FPC

ODM OEM

2

1

" 2019

" "

" "

"

" 2019

"

" " 2019

10

2021-2022

ESG

500

2

300

27
2021

52

1

56

22
2022

8

29

21

LED

"

"

"

"

3

" 2019

"

"

"

"

"

LED

10

300

4

1999

ISO9001

IATF16949

ISO14001

IECQ QC080000

ISO14064

ISO45001

BSCI

UL Dekra

TUV

TUV

600

CQC CE ROHS

UL

SAA

FCC

ES

COC CE FCC

5

40%

2021

1

2022

2022

2022

1

2022

44.87% 2022

3

2022

"

"

2022

"

"

LED

2022

2023 3

Lo=Lù "ë COùÉA¼• .D f LöE°óÐ ff r`à...81

4
2022

5
2022

IPD

6
2022

2

1

	2022		2021		
	826,270,221.67	100%	1,014,211,391.61	100%	-18.53%
	703,298,297.38	85.12%	905,633,953.12	89.29%	-22.34%
	78,425,481.58	9.49%	78,403,791.66	7.73%	0.03%
	44,546,442.71	5.39%	30,173,646.83	2.98%	47.63%
	576,875,635.75	69.82%	706,644,521.22	69.67%	-18.36%
FPC	126,422,661.63	15.30%	198,989,431.90	19.62%	-36.47%
	78,425,481.58	9.49%	78,403,791.66	7.73%	0.03%
	44,546,442.71	5.39%	30,173,646.83	2.98%	47.63%
	352,327,572.31	42.64%	465,274,182.90	45.88%	-24.28%
	473,942,649.36	57.36%	548,937,208.71	54.12%	-13.66%
ODM+	815,330,853.33	98.68%	1,008,010,360.60	99.39%	-19.11%
	10,939,368.34	1.32%	6,201,031.01	0.61%	76.41%

			352,327,572.31	
			473,942,649.36	

	2022		2021		
ODM+	815,330,853.33	98.68%	1,008,010,360.60	99.39%	-19.11%
	10,939,368.34	1.32%	6,201,031.01	0.61%	76.41%

2

10%



	703,298,297.38	525,062,911.61	25.34%	-22.34%	-23.76%	1.38%
	576,875,635.75	425,169,443.44	26.30%	-18.36%	-20.38%	1.87%
FPC	126,422,661.63	99,893,468.17	20.98%	-36.47%	-35.42%	-1.29%
	232,620,633.97	192,860,202.65	17.09%	-34.90%	-30.34%	-5.42%
	470,677,663.41	332,202,708.96	29.42%	-14.16%	-19.33%	4.52%
ODM+	692,410,690.11	521,265,012.63	24.72%	-23.02%	-24.05%	1.03%
	10,887,607.27	3,797,898.98	65.12%	75.58%	63.53%	2.57%

1



3



			2022	2021	
LED			3,836,598.00	5,456,853.00	-29.69%
			3,637,947.00	5,534,942.00	-34.27%
			323,089.00	521,740.00	-38.07%

FPC()		kpcs	76,814.27	131,188.23	-41.45%
		kpcs	80,161.89	133,580.36	-39.99%
		kpcs	13,181.82	9,834.20	34.04%

FPC

30%

LED

4 —

" LED "

10%

			2022	2021	
LED			3,836,598.00	5,456,853.00	-29.69%
			443,116,147.75	546,445,825.70	-18.91%
		%	26.65	26.26	0.39%
FPC		kpcs	69,122.29	131,188.23	-47.31%
			126,414,695.67	198,989,431.93	-36.47%
		%	20.98	22.27	-1.29%

10%

LED	7,100,000.00	3,836,598.00	54%	
FPC	150,000.00	80,161.89	53%	

4

5

		2022		2021		
		363,709,850.43	85.54%	442,948,391.96	82.95%	2.59%
		23,339,700.54	5.49%	26,411,650.49	4.95%	0.54%
		38,119,892.46	8.97%	64,625,282.67	12.10%	-3.13%
		425,169,443.44	100.00%	533,985,325.11	100.00%	0.00%
FPC		50,088,076.99	50.14%	88,000,463.56	56.89%	-6.75%
FPC		13,501,658.46	13.52%	30,336,193.82	19.61%	-6.09%
FPC		36,303,732.72	36.34%	36,342,492.43	23.50%	12.84%

FPC		99,893,468.17	100.00%	154,679,149.81	100.00%	0.00%
-----	--	---------------	---------	----------------	---------	-------

6

	0.00%
--	-------

5

1		259,338,025.81	31.39%
2		57,036,817.98	6.90%
3		48,518,004.75	5.87%
4		31,402,378.34	3.80%
5		29,009,336.34	3.51%
	--	425,304,563.22	51.47%

	133,937,270.51
	28.10%
	0.00%

5

1		56157851.32	11.78%
2		29703824.03	6.23%
3		20619469.03	4.33%
4		16866612.39	3.54%
5		10589513.74	2.22%
	--	133937270.5	28.10%

3

	2022	2021		
	85,010,560.55	72,029,280.21	18.02%	
	49,942,271.39	47,004,483.12	6.25%	
	-21,183,454.00	6,642,208.50	-418.92%	
	57,332,411.44	55,549,209.34	3.21%	

4

-				
-	LED LED		LED	UVC
- - -				
-		20/20um	7.5 um/7.5 um 15um/15um	
-				
-				
-UVC+			75% UVC	
-			95%	
-5G	FPC		15um/15um 7 um/7um	FPC
-				
-				

	2022	2021	
	293	302	-2.98%
	25.19%	19.56%	5.63%
	124	131	-5.34%
	6	11	-45.45%
30	99	93	6.45%
30~40	144	161	-10.56%

	2022	2021	2020
	57,332,411.44	55,549,209.34	48,533,854.19
	6.94%	5.48%	5.03%
	0.00	0.00	0.00
	0.00%	0.00%	0.00%
	0.00%	0.00%	0.00%

5

	2022	2021	
	1,009,197,847.97	1,119,141,503.85	-9.82%
	947,645,566.49	1,111,272,122.62	-14.72%
	61,552,281.48	7,869,381.23	682.17%
	2,560,754,945.67	2,527,761,504.51	1.31%



	-1,133,890.23	-1.89%		
	4,599,011.77	7.68%		
	-12,557,026.86	-20.96%		
	895,485.39	1.50%		
	1,011,912.47	1.69%		

1

	2022		2022			
	444,260,458.35	17.17%	990,046,872.00	39.27%	-22.10%	
	176,370,581.96	6.81%	249,418,513.58	9.89%	-3.08%	
		0.00%	90,000.00	0.00%	0.00%	
	153,042,333.10	5.91%	161,722,652.07	6.41%	-0.50%	
	15,644,909.99	0.60%	18,131,272.50	0.72%	-0.12%	
	60,046,746.40	2.32%	73,958,549.11	2.93%	-0.61%) (
	319,234,147.74	12.33%	235,915,900.56	9.36%	2.97%	
	44,529,644.17	1.72%	56,334,893.22	2.23%	-0.51%	

	22,993,578.06	0.89%	15,757,163.26	0.62%	0.27%	
	225,750,201.79	8.72%	109,170,713.08	4.33%	4.39%	
	24,070,279.86	0.93%	15,909,778.22	0.63%	0.30%	
	73,275,490.60	2.83%	58,518,945.72	2.32%	0.51%	
	12,508,220.04	0.48%	7,962,185.79	0.32%	0.16%	
	1,157,248,726.77	44.71%	549,735,011.45	21.80%	22.91%	
	0.00	0.00%	9,584,466.41	0.38%	-0.38%	
	,522.56	0.59%	9,155,187.44	0.36%	0.23%	
	41,000,000.00	1.58%	0.00	0.00%	1.58%	

2

1.			710			3,195,131	2,588,300		1,157,248
	16.45		.32			,500.00	,000.00		,726.77
2.	729,495.0						729,495.0		0.00
	0						0		
3.									0.00
4.	2,500,000								
	.00								
	552,235,0	1,411,710		0.00	0.00	3,195,131	2,689,000		
	11.45	.32				,500.00			

3

1

64,060,403.00	160,651,354.00	-60.12%

2

3

4

1

2

1

--	--	--	--	--	--	--	--

	0	0	0	7,107.74	7,107.74	0	0.00%
	171.37	0	0	1,293.18	998.62	465.94	0.24%
	171.37	0	0	8,400.92	8,106.36	465.94	0.24%
	37 —		22 —			24 —	
				25.58	98.12		
	1						
	2						
	3						
	4						
	5						
	1						
	2						
	3						
	4						
	5						
	1						
	2						
	3						
	4						
	5						

	1 ---	2
	2	
	3	
	4	
	5	
	6	
)	2022 04 25	
)	2022 05 18	

2



5

1

2020		101,766.35	2,691.62	37,682.22	0	0	0.00%	67,371.95	533,000,000.00	0
	--	101,766.35	2,691.62	37,682.22	0	0	0.00%	67,371.95	--	0
2020 998										
									71,363,368	
(A)										
69,507,997				14.83				1,030,803,595.51		
13,140,135.80								1,017,663,459.71		
2020 9 29										
[2020]000599										
2022 8 25										
2024 12 31										
" SM									2024 12	
31										
2022 12 31								376,822,249.90		
				28,315,005.68						
[2020] 008413										
26,916,162.76								533,000,000.00		
140,719,457.62										

2

	((1)		(2)	(3)				

"	
"	
"	
"	
"	
"	2020 12 15 2,831.50 " [2020]008413 "
"	

			6800	448,163,9 86.03	188,809,4 46.77	179,001,0 21.59	9,066,190 .48	8,779,409 .87
			1000	111,591,0 74.05	24,537,83 2.56	136,102,6 65.86	14,717,48 2.74	11,050,14 6.01
SI NOPRO SI NGAPORE PTE. LTD.			1998.40	112,578,5 49.37	34,937,81 3.60	234,300,6 50.52	8,110,519 .43	6,109,805 .70
			4000	47,466,70 2.67	19,753,29 8.06	79,290,60 8.06	- 10,028,26 9.97	- 10,066,71 4.59

20

"

"

2022
25.84%

17,900.10

13.18%

877.94

13,610.27

27.31%

1,105.01

1175.03%

23,430.07

302.62%

610.98

28.40%

7,929.06

0.17%

958.45

-1,006.67

57.68%

2022

"

"

2023

"

"

" " " " " "

2023

1

2

3

4

5

:

GE

GE

2023

50%

1

12

10GWH

6-9

30-50%

mi ni LED

FPC

6

6-

7

2023

2023

2023

2023

1

3

"

" + " " +



2022 05 06	" "				2021 2022	2022 5 7 2021
2022 05 10	" "				2022	2022 5 11 2022 5 10

☑

2 —

+AIOT

"

"

+

+

1

2021		49.20%	2022 05 18	2022 05 18	http://www.cninfo.com.cn 2021 2022-032
2022		49.25%	2022 11 16	2022 11 16	http://www.cninfo.com.cn 2022 2022-065

2

1



					26	17							
				84	2018 05 10	2024 05 17	0	0	0	0	0		
				55	2018 05 10	2024 05 17	0	0	0	0	0		
				48	2021 05 18	2024 05 17	0	0	0	0	0		
				45	2018 05 10	2024 05 17	0	0	0	0	0		
				46	2018 04 16	2024 05 17	0	0	0	0	0		
				51	2018 05 10	2024 05 17	0	0	0	0	0		
				35	2018 05 10	2024 06 09	0	0	0	0	0		
				40	2021 06 10	2024 06 09	23,340	0	0	-23,340	0		2019

				43	2018 05 10	2024 06 09	108,921	0	0	-46,680	62,241	2019
				45	2021 06 10	2024 06 09	17,738	0	0	-17,738	0	2019
	--	--	--	--	--	--	133,849,278	0	13,158,100	- 227,800	120,463,378	--

2

1966 1987
 2004 MBA 2011 2013
 2019 - 1987 1988
 1988 1994 1994

LED LED 36
 1957 1994
 MBA 2012 2004
 1966 1991
 1996 2003 2011
 1968
 2003-2007
 2008
 1939
 1968
 1990 7 1994 8
 1999 3 2000 7 2000
 UIUC
 1975
 2018-2022

1977
2003 2006

1996 2003

	LED		2020 08 01		
			2022 02 23		
			2022 08 23		
			2017 06 01		
			2018 01 01		
			2017 10 16		
			2003 02 01		
			2008 01 01		
			2011 01 01		
			2012 01 01		
			2018 01		



3

			57		83.49	
			66		97	
			57		83.53	
			55		0	
			84		10.83	
			55		10.83	
			48		10.83	
			45		28.67	
			46		14.57	
			51		58.16	
			35		34.68	
			40		58.36	
			43		44.44	
			45		31.45	
	--	--	--	--	566.84	--

1

	2022 04 21	2022 04 25	http://www.cni nfo. com. cn 2022-008
	2022 04 27	2022 04 28	http://www.cni nfo. com. cn 2022-024
	2022 08 25	2022 08 27	http://www.cni nfo. com. cn 2022-043
	2022 10 23	2022 10 25	http://www.cni nfo. com. cn 2022-054
	2022 12 13	2022 12 13	http://www.cni nfo. com. cn 2022-071

2

	5	5	0	0	0		2
	5	5	0	0	0		2
	5	5	0	0	0		2
	5	0	5	0	0		2
	5	4	1	0	0		2
	5	3	2	0	0		2
	5	4	1	0	0		2

3

4



		0					
		4	2022 04 19	2021 2021 2021			
			2022 04 27	2022 2022			
			2022 08 24	2022 2022			
			2022 10 22	2022 2022 2022			
		0					
		1	2022 04 19	2021			

				2021			
				2019			

1

	424
	739
	1,163
	1,163
	0
	563
	127
	350
	26
	97
	1,163
	11
	232
	294
	626
	1,163

2

1

A

B

C

2

+

+

A

/

B

C

3

2023

2023

2023

"

"

/

4

	137,482.32
	1,847,117.79

10		0
10		0.50
10		0
		293,273,339
		14,663,666.95
		0.00
		14,663,666.95
		505,206,881.66
		100.00%
20		
2023	4 22	2022
		2022
	10	0.5

1



						/		/				/	
		0	0	0	0	0	0	0	140,072	0	0	8.74	0
		0	0	0	0	0	0	0					

2

3

1

2

1

	2023 04 22	
	www.cninfo.com.cn 2022	
		100.00%
		100.00%
	A. B. C. D.	A B C D E F A B C D E F
	*3% *1% *3% *1% *5% *3% *5% *3%	*5% *3% *5% *3%
		0

	0
	0
	0

2



DB35/322-2018

GB 39731-2020

GB21900 2008

GB8978-1996

GB/T31962-2015

DB35/323-P7E0, P

					24.671 118.215 24.670	1.07mg/L 0 .1 mg/L 0.05 mg/L	DB35/32 2- 2018 GB21900 -2008	0.19026 t 0.00364 t 0.00005 7 t	9.48077 t 0.01053 4 t 0.00442 1 t	
			10		118.215 24.671 118.215 24.670	1.367 mg/m3 7.533 mg/m3 26.4 mg/m3 1.13 mg/m3	DB35/32 3-2018	0.00367 t 0.823 t 0.678 t 0.0748 t		

2

6

2

2

2020

350213-2020-016-L

PH

6

2129.7

2022

"

"

1



			1			
			2			
			3	2020 02 20		
			4			
			5			

			1	2020 02 20		
			1			
	5%		2	2017 04 06	2022-04- 05	



3

			4			
			5	5%		
			1			
			2		2021 05 12	36
			3	3		

			4			
				5		
			3	16	2016	
			12	2021	5	
					<	
				>		
				<		
				>		
				<		
				>		
						36

			< >			

2

"

"

"

"

1

2

3

4

5

6

7

1

1

2

3

1

1

1	Boost Lighting, Inc.	ORION VENTURES I, LLC	430 Satellite Boulevard NW, Suite 101 Suwanee, Georgia 30024	2020. 3. 1-2023. 2. 28	56,688.33	
2	GOPRO TECHNOLOGY SDN. BHD.	TN COFFEE SDN. BHD.	No. 9, Jalan Mega1/9 Taman Perindustrian Nusa Cemerlang 79200 Nusajaya, Johor No. 7, Jalan Mega 1/9 Taman Perindustrian Nusa Cemerlang 79200 Iskandar Puteri, Johor	2020. 1. 1-2022. 12. 31	129,380.75	

3	GOPRO TECHNOLOGY SDN. BHD.	YONG MING CHEONG	NO. 71-A JALAN NIP 2/5 TAMAN PERINDUSTRIAN NUSAJAYA 2 BANDAR NUSAJAYA, 79200, JOHOR.	2022. 1. 1- 2022. 12. 31	2, 425. 89	
4	GOPRO TECHNOLOGY SDN. BHD.	GOH SENG TONG	B 09-06, TEEGA RESIDENCES, PUTERI HARBOUR 79100 ISKANDAR PUTERI, JOHOR.	2021. 1. 1- 2022. 12. 31	3, 072. 79	

17			5 E 510	2022. 1. 15- 2023. 1. 14	41,382.20	
18				2022. 12. 1- 2024. 5. 31	105,000.00	
19			A2#-2-1104	2022. 2. 1-2022. 7. 31	14,718.00	
20			A6#-1-1401	2022. 2. 1-2022. 7. 31	15,587.00	
21			A8#-1-701	2022. 2. 1-2022. 7. 31	14,965.00	
22			B15#-2-3102	2022. 3. 1-2022. 8. 31	14,718.00	
23			B16#-2-701	2022. 3. 1-2022. 8. 31	14,718.00	
24		/	A#13-2-1103	2022. 8. 1-2023. 1. 31	11,839.00	
25			A8#-1-701	2022. 8. 1-2023. 1. 31	12,460.00	
26			19-1-1101	2022. 8. 1-2023. 1. 31	13,633.00	
27			B19#-2-2206	2022. 11. 1- 2023. 4. 30	10,500.00	

2

			608 1-4				
			608 1				
			1181 1 B				
			1181 1 B				
			1802 A 2-6				

				1800				

B3		0		B4		0	
	2021 09 09	46,000	2021 10 11	966.86			2021.10 .11 2028.10 .11
C1		0		C2		0	
C3		46,000		C4		966.86	
A1+B1+C1		0		A2+B2+C2		0	
A3+B3+C3		46,000		A4+B4+C4		966.86	
A4+B4+C4				0.51%			
D				0			
70% E				0			
50% F				0			
D+E+F				0			

3

1

		62,200	34,883.24	0	0
		64,800	53,300	0	0
		34,500	27,000	0	0
		161,500	115,183.24	0	0

2

4

2022 7 18

10,000

2022 12 13

2023 3 21

11,908,281
149,947,001.82

3.90%

13.48 /

11.92 /

1

	105,599,232	34.49%	0	0	0	- 5,429,805	- 5,429,805	100,169,427	32.82%
1	0	0.00%	0	0	0	0	0	0	0.00%
2	0	0.00%	0	0	0	0	0	0	0.00%
3	105,599,232	34.49%	0	0	0	- 5,429,805	- 5,429,805	100,169,427	32.82%
	0	0.00%	0	0	0			0	0.00%
4	105,599,232	34.49%	0	0	0	- 5,429,805	- 5,429,805	100,169,427	32.82%
	0								

4	0	0.00%	0	0	0	0	0	0	0.00%
	306,169,356	100.00%	0	0	0	-987,736	-987,736	305,181,620	100.00%

2021

2022-009 2022 5 18 2022-008 2021 2022-032

	2022			2021		
	0.38	0.38	6.44	0.26	0.26	6.44
	0.38	0.38	6.44	0.26	0.26	6.44

2

--	--	--	--	--	--	--

	52,156,118	0	0	51,256,118	52,156,118	25%
	47,862,016	0	8,968,575	38,893,441	38,893,441	25%
	256,324	0	105,031	151,293	151,293	25%
	81,691	0	35,010	46,681	46,681	25%
	74,689	0	74,689	0		
	56,017	0	56,017	0		
	52,282	0	52,282	0		
	46,681	0	46,681	0		
	46,681					

3

1

	17,306		17,167		0		0		0
				9		9			
		5%		10					
		22.39%	68,341,491	-1200000	52,156,118	16,185,373			17,480,000
		16.99%	51,857,922	-11958100	47,862,016	3,995,906			15,500,000
		4.15%	12,677,006	0	0	12,677,006			
		2.26%	6,910,567	-1167900	0	6,910,567			
66		1.99%	6,079,000	6079000	0	6,079,000			
		1.96%	5,985,000	0	0	5,985,000			

15								
102		1.93%	5,879,100	5879100	0	5,879,100		
		1.59%	4,856,556	-3010600	0	4,856,556		
		1.32%	4,032,400	2566000	0	4,032,400		
		1.25%	3,809,972	0	0	3,809,972		
10								
4								
	102							66
/								
10								7,914,230
10	2.59%							
10								
						16,185,373		16,185,373
						12,677,006		12,677,006

		6,910,567	6,910,567
66		6,079,000	6,079,000
#	15	5,985,000	5,985,000
102		5,879,100	5,879,100
		4,856,556	4,856,556
		4,032,400	4,032,400
		3,995,906	3,995,906
		3,809,972	3,809,972
10	10	102	66
	10		
	10		
5	5,985,000	15	0
		5,985,000	

10 10

10 10

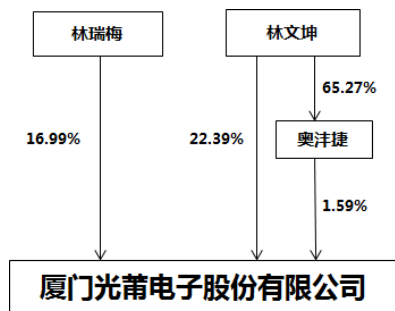
2

	/	

--	--

3

66			
102			
	/		
10			



4

80%

5

10%

6

					2021		
2022 25	04 987,736	0.322611%	567.59	2021	101	987,736	27.19%
					987,736		
2022 13	12 4,166,667- 8,333,333	1.37%					





	2023 04 21
	()
	[2023]000405

2

3

4

5

6 2022 12 31

1.

		4	2022	12	31	
	19,380.72		1,743.66			17,637.06
6.81%						

2.

1

2

3

4

5

2022

--	--

1

2022 12 31

	2022 12 31	2022 1 1
	444,260,458.35	990,046,872.00
	1,157,248,726.77	549,735,011.45
	12,398,599.03	8,125,500.32
	176,370,581.96	249,418,513.58
	1,049,487.51	1,583.40
	22,777,393.43	19,665,566.22
	15,189,522.56	9,155,187.44
	153,042,333.10	161,722,652.07
		90,000.00
	83,185.84	
	24,593,395.68	29,339,325.84
	2,007,013,684.23	2,017,300,212.32
	60,046,746.40	73,958,549.11
	2,500,000.00	2,500,000.00

	41,000,000.00	
	15,644,909.99	18,131,272.50
	319,234,147.74	235,915,900.56
	44,529,644.17	56,334,893.22
	22,993,578.06	15,757,163.26
	13,404,564.34	14,127,661.46
		9,584,466.41
	9,642,797.75	13,237,192.77
	10,575,498.41	6,775,454.15
	41,494,108.85	57,632,349.67
	581,065,995.71	503,954,903.11
	2,588,079,679.94	2,521,255,115.43
	225,750,201.79	109,170,713.08
	640,420.00	
	36,240,371.93	94,675,678.77
	134,314,595.13	184,157,119.92
	5,000.00	37,055.25
	24,070,279.86	15,909,778.22
	20,081,964.10	24,709,641.75
	5,289,102.23	10,578,202.24
	23,995,745.11	14,934,467.68
	104,711,210.88	7,399,182.05
	10,826,998.82	8,554,812.09
	585,925,889.85	470,126,651.05

	73,275,490.60	58,518,945.72
	12,508,220.04	7,962,185.79
	11,307,876.48	13,068,256.40
	825,888.91	746,939.14
	97,917,476.03	80,296,327.05
	683,843,365.88	550,422,978.10
	305,181,620.00	306,169,356.00
	1,033,424,065.65	1,037,984,481.65
	99,924,308.20	5,142,243.88
	-20,160.74	668,574.81
	72,493,368.08	67,530,042.75
	588,904,507.36	556,653,446.47
	1,900,059,092.15	1,963,863,657.80
	4,177,221.91	6,968,479.53
	1,904,236,314.06	1,970,832,137.33
	2,588,079,679.94	2,521,255,115.43

2

	2022 12 31	2022 1 1
	211,369,866.10	771,532,897.97
	990,365,150.84	354,189,787.30
	0.00	
	4,562,051.48	3,183,138.12
	214,560,252.25	235,451,510.91
	1,049,487.51	1,583.40
	13,843,705.94	13,586,431.92
	14,156,396.74	5,773,386.71

	85,112,921.83	107,645,842.95
	0.00	90,000.00
	83,185.84	
	0.00	
	9,000,048.35	15,875,250.10
	1,544,103,066.88	1,507,329,829.38
	424,260,773.07	536,565,847.91
	2,500,000.00	2,500,000.00
	26,000,000.00	
	13,178,713.08	13,778,238.36
	176,903,709.89	150,139,099.75
	588,017.21	4,432,335.75
	10,058,247.46	3,480,615.87
	12,254,769.91	12,778,303.19
	3,452,969.31	3,360,451.99
	6,647,030.33	3,562,390.93
	5,674,877.01	4,166,879.32
	681,519,107.27	734,764,163.07
	2,225,622,174.15	2,242,093,992.45
	166,217,175.27	59,170,713.08
	640,420.00	
	36,240,371.93	88,645,678.77
	104,524,641.01	111,224,351.14
	0.00	
	3,255,493.52	3,410,567.80
	11,079,405.54	13,871,591.57
	-1,797,085.94	6,754,228.76
	5,847,265.67	60,657,863.15
	40,217,745.33	2,856,232.78

	2,929,394.14	3,541,377.55
	369,154,826.47	350,132,604.60
	26,547,100.00	
	5,300,036.66	463,800.96
	6,517,310.02	7,479,420.85
	708,725.38	628,333.10
	39,073,172.06	8,571,554.91
	408,227,998.53	358,704,159.51
	305,181,620.00	306,169,356.00
	1,038,779,727.82	1,043,340,143.82
	99,924,308.20	5,142,243.88
	68,150,254.34	63,186,929.01
	505,206,881.66	475,835,647.99
	1,817,394,175.62	1,883,389,832.94
	2,225,622,174.15	2,242,093,992.45

3

2022

2021

	6,373,404.25	5,230,102.51
	85,010,560.55	72,029,280.21
	49,942,271.39	47,004,483.12
	57,332,411.44	55,549,209.34
	-21,183,454.00	6,642,208.50
	2,738,809.03	2,738,809.03
	4,584,971.38	4,584,971.38
	11,600,729.17	21,841,103.96
" "	-1,133,890.23	36,950,582.49
" -"		
" "		

	52,860,558.46	82,893,562.76
	53,201,816.08	81,692,556.68
	-341,257.62	1,201,006.08
	0.17	0.26
	0.17	0.26

4

	2022	2021
	556,906,461.81	672,442,099.00
	420,270,743.17	509,896,670.83
	5,464,344.64	4,045,481.55
	26,755,967.24	23,684,541.61
	26,424,788.84	26,016,052.69
	41,091,661.50	38,317,002.41
	-10,392,886.86	1,940,364.11
	1,297,469.70	1,297,469.70
	3,393,095.99	3,393,095.99
	4,472,309.01	14,167,385.67
" "	-4,158,596.56	31,203,688.76
" _"		
" "		
" "		
" _"	4,724,835.84	4,188,887.30
" _"	902,358.56	-331,706.32
" _"	-2,126,226.26	-14,150,485.63
" _"	-80,259.32	137,916.49
" "	51,026,264.55	103,757,672.07
	883,392.75	582,617.94
	987,693.88	1,069,346.74
" "	50,921,963.42	103,270,943.27
	1,288,710.11	11,913,978.88
" "	49,633,253.31	91,356,964.39
" "	49,633,253.31	91,356,964.39
" "		
1.		
2.		
3.		
4.		
5.		

	82,292,831.00	156,032,304.65
	3,185,191,903.00	2,223,000,900.00
	3,267,484,734.00	2,379,033,204.65
	-706,729,788.33	148,728,299.86
	405,920,830.52	207,931,495.83
	248,580,378.00	374,792,036.74
	654,501,208.52	582,723,532.57
	182,758,802.53	166,347,820.00
	26,109,163.23	38,279,884.82
	374,962,864.51	385,445,388.46

	288,628,013.40	99,412,550.11
	247,411,814.58	314,684,456.33
	536,039,827.98	414,097,006.44
	121,858,802.53	151,347,820.00
	20,409,764.82	32,264,759.34
	368,828,989.30	321,079,146.35
	511,097,556.65	504,691,725.69
	24,942,271.33	-90,594,719.25
	10,591,173.67	1,289,860.00
	-572,756,209.65	110,514,398.81
	758,266,207.26	647,751,808.45
	185,509,997.61	758,266,207.26

2022														
306,169,356 .00				1,037,984,481 .65	5,142,243. 88	668,574. 81		67,530,042 .75		556,653,446 .47		1,963,863,657 .80	6,968,479. 53	1,970,832,137 .33

"	-987,736.00			-4,560,416.00	94,782,064.32	688,735.55		4,963,325.33	32,251,060.89		63,804,565.65	2,791,257.62	66,595,823.27
"						688,735.55			52,513,080.53		51,824,344.98	341,257.62	51,483,087.36
	-987,736.00			-4,560,416.00	94,782,064.32						100,330,216.32		100,330,216.32
1													
2													
3													

4	-987,736.00				-4,560,416.00	94,782,064.32						100,330,216.32	100,330,216.32	
								4,963,325.33	20,262,019.64			15,298,694.31	2,450,000.00	17,748,694.31
1								4,963,325.33	4,963,325.33					
2														
3									15,298,694.31			15,298,694.31	2,450,000.00	17,748,694.31
4														



6													
1													
2													
	305,181,620 .00				1,033,424,065 .65	99,924,308 .20	20,160.7 4	72,493,368 .08	588,904,507 .36	1,900,059,092 .15	4,177,221. 91	1,904,236,314 .06	

	2021												
	307,226,2 43.00				1,046,118,56 4.90	11,077,239 .97	432,125.6 1	58,394,346 .31	515,919,763 .37	1,916,149,55 2.00	9,687,473 .45	1,925,837,02 5.45	

											4			
2														
3											-	-	-	-
											30,722,476.72	30,722,476.72	3,920,000.00	34,642,476.72
4														
1														
2														
3														
4														

	2022										
	306,169,356.00				1,043,340,143.82	5,142,243.88			63,186,929.01	475,835,647.99	1,883,389,832.94
	306,169,356.00				1,043,340,143.82	5,142,243.88			63,186,929.01	475,835,647.99	1,883,389,832.94
" "	-987,736.00				-4,560,416.00	94,782,064.32			4,963,325.33	29,371,233.67	-65,995,657.32
									49,633,253.31		49,633,253.31

													-100,330,216.32



1												
2												

" "											
									91,356,964.39		91,356,964.39
	-1,056,887.00				-8,134,083.25	-5,934,996.09					-3,255,974.16
1											
2											
3	-1,056,887.00				-8,134,083.25	-5,934,996.09					-3,255,974.16
4											
								9,135,696.44	-39,858,173.16		-30,722,476.72
1								9,135,696.44	-9,135,696.44		

2											-30,722,476.72	-30,722,476.72
3												
1												
2												
3												
4												
5												

6												
1												
2												
	306,169,356.00				1,043,340,143.82	5,142,243.88			63,186,929.01	475,835,647.99		1,883,389,832.94

" " " "

" , 1994 12 2012 3

2012 6 21 2017 4 6

91350200612261252T

2022 12 31

30,518.16 30,518.16 C 13F-01

() 1800-1812

:

:

17

			%	%
") ("			100.00	100.00
() (" ")			100.00	100.00
(" ")			100.00	

")	("			100.00	100.00
SINOPRO SINGAPORE PTE. LTD. (")			100.00	100.00
	(" ")			100.00	100.00
GOPRO TECHNOLOGY SDN. BHD. (")			100.00	100.00
Alight Tech Inc.	" Alight"			100.00	100.00
Boost Lingting Inc.	" Boost"			100.00	100.00
")	"			51.00	51.00
"	"			100.00	100.00
"	"			100.00	100.00
" "	"			100.00	100.00
"	"			100.00	100.00
"	"			100.00	100.00
"	"			100.00	100.00

2 0

"

"

2023 4 21

"

"

2

1

2

3

4

5

5.1

5.2

5.3

5.4

6

6.1

6.2

7

8

8.1

8.2

9

9.1

9.3

9.4

9.7

- 1
- 2

10

/9.6

11

9.6

12

/9

13

9.6

14

14.1

14.2

14.3

14.4

14.5

3

15

17

17.1

17.2

18

18.1

18.2

18.3

18.4

18.5

1

2

3

4

5

19

20

1

1

2

2

		10-30	5.00	3.17-9.50
		3-10	5.00	9.50-31.67

3

1

1

2

3

4

5

1

2

3

2

1

2

3

4

5

3

21

21.1

21.2

22

22.1

24

1

1

2

	5	

2

1

2

25

26

26.1

26.2

27

28

1

2

3

4

29

1

2

3

4

5

30

30.1

30.2

31

31.1

31.2

31.3

31.4

32

32.1

33

33.1

33.2

33.3

34

/

34.1

34.2

34.3

1

2

35

1

2

36

1

2022	1	1		2021				1
		15	"					

"		
2022 12 13 16	2022	2

1

15

2

16

2022 12 13 16 2022 31 " 16
 " 16 "
 " 2023 1 1 " "
 " "

2

1

		13% 9% 6% 5% 0%

	20%
Al ight	21%
Boost	21%
	25%
	20%
	17%
	24%
	25%
	25%
	20%
	20%
	20%
	20%

2

1

	2,656,648.73	1,933,429.12
	12,398,599.03	8,125,500.32

	12,480,763.42	100.00%	82,164.39	0.66%	12,398,599.03	8,185,297.10	100.00%	59,796.78	0.73%	8,125,500.32
	9,741,950.30	78.06%			9,741,950.30	6,192,071.20	75.65%			6,192,071.20
	2,738,813.12	21.94%	82,164.39	3.00%	2,656,648.73	1,993,225.90	24.35%	59,796.78	3.00%	1,933,429.12
	12,480,763.42	100.00%	82,164.39	0.66%	12,398,599.03	8,185,297.10	100.00%	59,796.78	0.73%	8,125,500.32

	9,741,950.30	
	9,741,950.30	

1	2,738,813.12	82,164.39
	2,738,813.12	82,164.39

	59,796.78	22,367.61				82,164.39

☑

3

4

		9,588,308.91
		947,338.96
		10,535,647.87

5

6

4

1

	10,776,098.87	5.56%	10,776,098.87	100.00%		11,405,061.76	4.23%	11,057,367.10	96.95%	347,694.66
	183,031,105.23	94.44%	6,660,523.27	3.64%	176,370,581.96	257,912,596.13	95.77%	8,841,777.21	3.43%	249,070,818.92

	183,031,105.23	94.44%	6,660,523.27	3.64%	176,370,581.96	257,912,596.13	95.77%	8,841,777.21	3.43%	249,070,818.92
	193,807,204.10	100.00%	17,436,622.14	9.00%	176,370,581.96	269,317,657.89	100.00%	19,899,144.31	7.39%	249,418,513.58

		443,618.75	443,618.75	100.00%
Unity Opto Technology Co., Ltd.		10,332,480.12	10,332,480.12	100.00%
		10,776,098.87	10,776,098.87	

1		176,679,563.18	5,300,386.87
1 2		3,093,728.51	309,372.85
2 3		2,890,716.18	867,214.86
3 4		367,097.37	183,548.69
		183,031,105.24	6,660,523.27

1	1	177,954,827.62
1	2	12,594,562.93
2	3	2,890,716.18
3		367,097.37
3	4	367,097.37
		193,807,204.10

2

	11,057,367.1 0	822,286.65		1,103,554.88		10,776,098.8 7
	8,841,777.21	- 2,144,084.03		37,169.91		6,660,523.27
	19,899,144.3 1	- 1,321,797.38		1,140,724.79		17,436,622.1 4

3

	1,140,724.79

4

	51,026,572.07	26.33%	1,530,797.16
	17,099,182.82	8.82%	512,975.48
	10,332,480.12	5.33%	10,332,480.12
	8,847,598.32	4.57%	265,427.95
	8,016,136.71	4.14%	240,484.10
	95,321,970.04	49.19%	

5

6

5

	1,049,487.51	1,583.40
	1,049,487.51	1,583.40

☑

☑

	13,442,623.22	---

6

1

1	20,044,325.99	88.00%	16,918,993.96	86.03%
1 2	2,311,816.73	10.15%	2,264,799.66	11.52%
2 3	201,162.00	0.88%	31,701.77	0.16%
3	220,088.71	0.97%	450,070.83	2.29%
	22,777,393.43		19,665,566.22	

1

2

	9,465,666.20	41.56	---	---

7

	15,189,522.56	9,155,187.44
	15,189,522.56	9,155,187.44

1

2

3

1

	7,432,081.28	4,108,911.85
	932,125.84	
	784,794.78	1,127,449.68
	1,101,441.74	981,088.71
	3,875,630.36	1,970,050.88
	3,318,725.04	2,171,084.95
	17,444,799.04	10,358,586.07

2

	12	()	()	
2022 1 1	1,141,051.19		62,347.44	1,203,398.63
2022 1 1				
	680,166.37		371,711.48	1,051,877.85
2022 12 31	1,821,217.56		434,058.92	2,255,276.48

1 1		13,150,573.70
1 2		1,275,068.22
2 3		1,041,088.77
3		1,978,068.35
3 4		1,316,800.32
4 5		517,418.03

5	143,850.00
	17,444,799.04

3

	1,141,051.19	680,166.38				1,821,217.57
	62,347.44	371,711.48				434,058.92
	1,203,398.63	1,051,877.86				2,255,276.49

4

5

			年以内		
			年以内		
			年以内		
			年以内		
			年、年		
		10,461,644.23	---	59.96	428,871.57

6

7

8

8

1

	58,607,119.11	6,754,458.09	51,852,661.02	52,633,768.11	10,491,435.83	42,142,332.28
	9,790,989.22		9,790,989.22	14,776,565.70		14,776,565.70
	73,267,967.26	6,557,563.46	66,710,403.80	55,088,860.05	6,980,208.60	48,108,651.45
	987,001.13		987,001.13			
	22,221,498.76		22,221,498.76	54,784,902.74		54,784,902.74
	1,479,779.17		1,479,779.17	1,910,199.90		1,910,199.90
	166,354,354.65	13,312,021.55	153,042,333.10	179,194,296.50	17,471,644.43	161,722,652.07

2



☑

10

	14,623,831.72	2,653,638.95
	9,895,441.56	26,567,080.21
	74,122.40	118,606.68
	24,593,395.68	29,339,325.84

11

(74,054,997.80	9,060,403.00		26,615,509.85						56,499,890.95	
")*											
1											
(96,448.69	4,000,000.00		356,695.86						3,546,855.45	
")*											
2											
	73,958,549.11	13,060,403.00		26,972,205.71						60,046,746.40	

14

1



1.	23,504,683.52	6,698,467.16		30,203,150.68
2.				
1				
2 \				
\				
3				
3.	2,484,770.89			2,484,770.89
1				
2				
3	2,484,770.89			2,484,770.89
4.	21,019,912.63	6,698,467.16		27,718,379.79
1.	10,251,356.54	1,820,521.64		12,071,878.18
2.	467,597.00	131,928.28		599,525.28
1	467,597.00	131,928.28		599,525.28
3.	597,933.66			597,933.66
1				
2				
3	597,933.66			597,933.66
4.	10,121,019.88	1,952,449.92		12,073,469.80
1.				
2.				
1				
3.				
1				
2				

4.				
1.	10,898,892.75	4,746,017.24		15,644,909.99
2.	13,253,326.98	4,877,945.52		18,131,272.50

2

3

15

	319,234,147.74	235,915,900.56
	319,234,147.74	235,915,900.56

1

1.	170,501,188.58	162,218,404.56	9,169,571.74	14,563,687.08	356,452,851.96
2.	9,681,433.93	101,833,190.30	151,050.58	687,215.29	112,352,890.10
1	326,605.51	47,111,477.30	151,050.58	687,215.29	48,276,348.68
2	6,870,057.53	54,721,713.00			61,591,770.53
3					
	2,484,770.89				2,484,770.89
3.		11,478,689.80	533,975.38	213,109.16	12,225,774.34
1		11,478,689.80	533,975.38	213,109.16	12,225,774.34
4.	180,182,622.51	252,572,905.06	8,786,646.94	15,037,793.21	456,579,967.72
1.	33,525,750.43	71,347,728.48	5,265,889.40	10,401,643.35	120,536,951.40
2.	6,871,160.75	15,376,387.37	1,074,557.79	1,758,686.37	25,080,792.28

1	6,273,227.09	15,371,632.28	1,072,128.54	1,758,254.06	24,475,241.97
2	597,933.66	4,755.09	2,429.25	432.31	605,550.31
3.		7,604,867.44	497,400.75	169,655.51	8,271,923.70
1		7,604,867.44	497,400.75	169,655.51	8,271,923.70
4.	40,392,850.92	79,119,248.41	5,843,046.44	11,990,674.21	137,345,819.98
1.					
2.					
1					
3.					
1					
4.					
1.	139,789,771.59	173,453,656.65	2,943,600.50	3,047,119.00	319,234,147.74
2.	136,975,438.15	90,870,676.08	3,903,682.34	4,166,103.99	235,915,900.56

	44,529,644.17	56,334,893.22
	44,529,644.17	56,334,893.22

1

	525,963.36		525,963.36		
				3,397,174.83	3,397,174.83
				834,235.42	834,235.42
	62,053.85		62,053.85	200,925.50	200,925.50
	27,941,178.25		27,941,178.25	21,746,401.87	21,746,401.87
	16,000,448.71		16,000,448.71	29,936,155.60	29,936,155.60
				220,000.00	220,000.00
	44,529,644.17		44,529,644.17	56,334,893.22	56,334,893.22

2

		3,397,174.83	418,629.00	3,815,803.83			100.00%	100.00%				
		21,746,401.87	34,725,249.42	28,530,473.04		27,941,178.25	25.67%	25.67%				
		29,936,155.60	8,048,084.65	21,983,791.54		16,000,448.71	7.60%	7.60%				
			525,963.36			525,963.36	25.05%	25.05%				

		55,07 9,732 .30	43,71 7,926 .43	54,33 0,068 .41		44,46 7,590 .32					
--	--	-----------------------	-----------------------	-----------------------	--	-----------------------	--	--	--	--	--

3

17

1.	23,978,416.32	212,827.88	24,191,244.20
2.	16,530,670.70	43,344.78	16,574,015.48
	16,400,331.81	43,344.78	16,443,676.59
	130,338.89		130,338.89
3.	9,164,834.92	43,344.78	9,208,179.70
	9,164,834.92	43,344.78	9,208,179.70
4.	31,344,252.10	212,827.88	31,557,079.98
1.	8,404,521.49	29,559.45	8,434,080.94
2.	9,254,831.69	82,768.90	9,337,600.59
1	9,254,831.69	82,768.90	9,337,600.59
3.	9,164,834.83	43,344.78	9,208,179.61
1			
	9,164,834.83	43,344.78	9,208,179.61
4.	8,494,518.35	68,983.57	8,563,501.92
1.			
2.			
1			
3.			
1			
4.			
1.	22,849,733.75	143,844.31	22,993,578.06
2.	15,573,894.83	183,268.43	15,757,163.26

18

1

1.	13,611,137.86	110,000.00		5,415,435.72	19,136,573.58
2.				109,433.95	109,433.95
1				109,433.95	109,433.95
2					
3					
3.					
1					
4.	13,611,137.86	110,000.00		5,524,869.67	19,246,007.53
1.	2,972,866.95	110,000.00		1,926,045.17	5,008,912.12
2.	417,582.60			414,948.47	832,531.07
1	417,582.60			414,948.47	832,531.07
3.					
1					
4.	3,390,449.55	110,000.00		2,340,993.64	5,841,443.19
1.					
2.					
1					
3.					
1					

4.					
1.	10,220,688.31			3,183,876.03	13,404,564.34
2.	10,638,270.91			3,489,390.55	14,127,661.46

0.00%

--	--	--	--	--	--	--

2022 12 31

9,584,466.41

20

	5,943,989.25	2,232,342.58	2,032,747.13		6,143,584.70
	748,708.84	2,371,776.00	741,200.04		2,379,284.80
	1,492,053.17		372,124.92		1,119,928.25
	5,052,441.51		5,052,441.51		
	13,237,192.77	4,604,118.58	8,198,513.60		9,642,797.75

21

/

1

	12,465,687.36	1,869,853.11	17,471,644.43	2,620,746.66
	20,199,620.82	3,232,186.58	21,008,226.49	3,170,407.30
	5,412,083.08	947,721.00	5,670,844.72	984,300.19
	3,556,074.96	533,411.24		
	26,615,509.85	3,992,326.48		
	68,248,976.07	10,575,498.41	44,150,715.64	6,775,454.15

2

	4,780,999.00	825,888.91	4,734,111.45	746,939.14
	4,780,999.00	825,888.91	4,734,111.45	746,939.14

3

--	--

4

	47,849,399.67	38,035,591.50
	180,419.50	51,875.92
		26,515,790.37
	48,029,819.17	64,603,257.79

5

2022	0.00	80,352.28	
2023	365,880.26	365,880.26	
2024	5,593,340.47	5,913,877.49	
2025	15,507,774.68	15,631,601.19	
2026	12,978,289.45	16,043,880.28	
2027	13,404,114.81		

3	2022	06	28				HET03519821012022N009F
				500.00		1	
4	2022	07	22				HTU351982101FBWB2022N000W
				5,000.00		1	
5	2022	10	13				83010120220002051
				1,500.00		1	
6	2022	10	13				83010120220002051
				1,500.00		1	
7	2022	10	25				0410000230-2022
					480.00		
						1	
8	2022	06	29				(2022)
010				50.00		1	
9	2022	10	14				83010120220002053
				3,000.00		1	
	10	2022	06	21			0304202206212349
				3,000.00			
						29,533,026.52	3

2

24

	640,420.00	0.00
*1	640,420.00	0.00
	640,420.00	

1

25

	143,873.26	0.00
	36,096,498.67	94,675,678.77
	36,240,371.93	94,675,678.77

0.00

26

1



-		6,986,019.46	6,974,337.90	11,681.56
		716,829.21	716,829.21	
	24,709,641.75	150,483,669.49	155,111,347.14	20,081,964.10

2

1	24,585,692.42	131,496,043.34	136,191,583.61	19,890,152.15
2	59,067.49	3,287,554.20	3,237,554.20	109,067.49
3	3,254.66	3,688,734.29	3,682,684.17	9,304.78
	2,792.93	2,899,055.66	2,894,424.94	7,423.65
	461.73	299,693.40	299,056.32	1,098.81
		367,538.11	366,755.79	782.32
		122,447.12	122,447.12	
4	28,323.06	2,283,678.60	2,271,098.60	40,903.06
5	33,304.12	2,024,810.39	2,037,259.45	20,855.06
	24,709,641.75	142,780,820.82	147,420,180.03	20,070,282.54

3

1		6,809,964.19	6,798,494.99	11,469.20
2		176,055.27	175,842.91	212.36
		6,986,019.46	6,974,337.90	11,681.56

30

		586,087.85	648,501.55
		3,289,462.33	8,448,141.43
		71,550.87	194,183.27
		126,261.32	168,538.46
		898,085.87	816,909.19
		152,282.40	152,282.41
		90,186.65	120,384.63
		75,184.94	29,261.30
		5,289,102.23	10,578,202.24

31

	23,995,745.11	14,934,467.68
	23,995,745.11	14,934,467.68

1

2

3

1

	12,893.27	49,896.35
	4,300,145.03	4,294,021.40
	9,000,000.00	
	494,614.70	401,822.72
	10,188,092.11	5,526,546.91
		4,662,180.30
	23,995,745.11	14,934,467.68

2

1

32

	94,637,096.59	
	10,074,114.29	7,399,182.05
	104,711,210.88	7,399,182.05

33

	291,350.95	369,514.99
	10,535,647.87	8,185,297.10

	10,826,998.82	8,554,812.09
--	---------------	--------------

34

1

	9,668,600.00	9,668,600.00
	63,606,890.60	48,850,345.72
	73,275,490.60	58,518,945.72

36

	13,068,256.40	1,941,000.00	3,701,379.92	11,307,876.48	1
	13,068,256.40	1,941,000.00	3,701,379.92	11,307,876.48	

UV								
LED		1,021,000.00					1,021,000.00	

3,701,379.92

37

		+ -					
	306,169,356.00				-987,736.00	-987,736.00	305,181,620.00

38

	1,035,297,508.90		4,560,416.00	1,030,737,092.90
	2,686,972.75			2,686,972.75

	1,037,984,481.65		4,560,416.00	1,033,424,065.65
--	------------------	--	--------------	------------------

42

	556,653,446.47	515,919,763.37
	556,653,446.47	
	52,513,080.53	515,919,763.37
	4,963,325.33	80,591,856.26
		9,135,696.44
	-15,298,694.31	30,722,476.72
	588,904,507.36	556,653,446.47

- 1)
- 2)
- 3)
- 4)
- 5)

43

	781,723,778.96	567,351,344.62	984,037,744.78	727,476,403.01
	44,546,442.71	23,673,935.46	30,173,646.83	12,105,693.86
	826,270,221.67	591,025,280.08	1,014,211,391.61	739,582,096.87

0.00

44

	2,184,329.41	1,671,057.37
	1,560,235.26	1,193,612.41
	1,777,183.21	1,659,711.00
	304,564.79	304,564.81
	547,091.58	401,156.92
	6,373,404.25	5,230,102.51

45

	21,655,647.74	23,579,174.42
	2,917,588.52	3,303,529.16
	17,475,646.97	7,605,537.13
	3,024,496.55	2,272,386.85
	25,604,721.80	24,157,586.49
	5,948,308.06	5,448,612.82
	8,384,150.91	6,441,651.48
		-779,198.14
	85,010,560.55	72,029,280.21

46

	20,830,489.66	22,491,607.42
	9,987,900.48	10,776,941.48
	8,834,854.98	5,971,113.62
	808,968.93	2,286,209.04
	495,738.16	478,777.09
	464,241.55	629,477.31
	1,382,144.77	393,094.52
	6,978,361.30	5,424,014.05
	159,571.56	-1,446,751.41
	49,942,271.39	47,004,483.12

47

	36,179,509.36	40,230,111.79
	12,877,052.46	7,821,941.67
	2,041,903.23	1,774,538.19
	537,720.17	612,887.34
	1,717,826.23	3,371,724.44
	3,978,399.99	2,948,658.32
		-1,210,652.41
	57,332,411.44	55,549,209.34

48

	9,382,576.29	2,738,809.03
	2,174,555.49	4,584,971.38
	-29,286,224.11	6,275,668.11
	894,749.31	2,212,702.74
	-21,183,454.00	6,642,208.50

49

	11,469,868.99	21,747,914.95
	130,860.18	93,189.01

50

	-26,972,205.71	-1,041,450.89
	25,838,315.48	37,992,033.38
	-1,133,890.23	36,950,582.49

51

	4,599,011.77	4,734,111.45
	4,599,011.77	4,734,111.45

52

	247,551.92	-11,913,460.25
	247,551.92	-11,913,460.25

53

	-2,972,560.45	-14,150,485.63

	-9,584,466.41	-26,515,790.37
	-12,557,026.86	-40,666,276.00

54

	-511,822.30	349,438.69

55

	7,521.73	85,740.00	7,521.73
		13,776.00	
		580,545.88	
	631,714.85		631,714.85
	256,248.81		256,248.81
		73,466.02	
	895,485.39	753,527.90	895,485.39

56

	18.39	2,489,028.96	18.39
	993,118.20	311,247.28	993,118.20

2

	59,897,874.35
/	8,984,840.95
	1,070,314.05
	81,639.78
	-873,384.28
	310,440.59
	-980,234.16
	5,057,714.51
	-7,461,906.44
/	1,536,626.45
	7,726,051.44

58

40

59

1

	2,174,555.49	4,584,971.38
	11,144,758.94	27,789,248.30
	11,456,440.19	271,482.42
	24,775,754.62	32,645,702.10

2

	57,561,924.26	46,061,614.45
	18,948,870.97	15,167,246.91
	5,938,930.20	8,147,017.21
	1,062,160.74	2,185,668.92
	2,814,576.98	6,078,722.46
	86,326,463.15	77,640,269.95

3

4

5

	17,348,757.55	25,324,875.00
	217,662,871.51	341,619,310.41
	13,568,748.94	7,847,851.33
	248,580,378.00	374,792,036.74

6

	9,537,388.96	9,040,767.17
	4,344,782.29	20,199,400.00
	220,996,268.74	338,101,893.03
	14,488,938.19	12,134,142.04
	5,675,878.13	5,969,186.16
	19,995,300.00	
	99,924,308.20	
	374,962,864.51	385,445,388.40

60

1

1		
	52,171,822.91	81,792,862.34
	12,557,026.86	40,666,276.00
	25,082,383.90	20,873,466.41
	9,337,600.59	8,674,080.96
	832,531.07	643,037.36
	8,198,513.60	5,860,268.18
" "	511,822.30	-349,438.69
" "	985,596.47	240,946.00
" "	-4,599,011.77	-4,734,111.45
" "	-6,099,637.23	1,808,084.38
" "	1,133,890.23	-36,950,582.49

" "

-3,800,044.26

62

1

	15,980,066.30	6.9646	111,294,769.75
	47,860.69	7.4229	355,265.12
	7,931.29	0.8933	7,084.78
	6,083,242.05	5.1831	31,530,051.87
	333,085.15	1.5772	525,341.90
	10,105,306.88	6.9646	70,379,420.30
	695.30	7.4229	

63

1

	1,941,000.00		3,701,379.92
	7,768,489.07		7,768,489.07
	1,304,409.69	-	1,304,409.69

2

	---	1,304,409.69	702,872.48	---

1

1 2022 3 22

1000

2 2022 11 22

2000

1

1

				75.00%	25.00%	
				100.00%		
				100.00%		
				100.00%		
				100.00%		
				100.00%		
Align					100.00%	
Boost					100.00%	
					51.00%	
				100.00%		
					100.00%	
					100.00%	
					100.00%	
				100.00%		
				100.00%		
					100.00%	
				100.00%		

2

1

				49.83%		

20%

20%

()

2022 12 31

	193,807,204.10	17,436,622.14
	17,444,799.04	2,255,276.48
	211,252,003.14	19,691,898.62

2022 12 31

51.47%(2021 35.69%)

()

2022 12 31

64,000.00

42,836.60

2022 12 31

		1	1-5	5	
	---	225,750,201.79	---	---	225,750,201.79
	---	36,240,371.93	---	---	36,240,371.93
	---	134,314,595.13	---	---	134,314,595.13
	---	23,995,745.11	---	---	23,995,745.11
	---	---	63,653,990.60	9,668,600.00	73,322,590.60
	---	---	12,508,220.04	---	12,508,220.04
	---	104,711,210.88	---	---	104,711,210.88
	---	525,012,124.84	76,162,210.64	9,668,600.00	610,842,935.48

()

1.

--	--	--

	10,800,000.00	---

2. 2022 12 31

	111,294,769.75	355,265.04	7,085.02	31,530,051.87	525,341.90	143,712,513.58
	70,379,420.30	5,161.14	---	47,558,952.20	2,648,161.32	120,591,694.96
	371,589.62	---	---	---	794,355.83	1,165,945.45
	182,045,779.67	360,426.26	7,085.02	79,089,004.07	3,967,859.05	265,470,154.07
	54,323,880.00	---	---	---	---	54,323,880.00
	5,928,723.49	---	---	---	269,510.00	6,198,233.49
	6,793,740.46	---	---	4,664.79	12,893.58	6,811,298.83
	67,046,343.95	---	---	4,664.79	282,403.58	67,333,412.32

3.

2022 12 31

10% 19,813,674.18 2021 20,863,234.84
)
 ()

1

	--	--	--	--

1.		1, 157, 248, 726. 77		1, 157, 248, 726. 77
1		886, 789, 949. 42		886, 789, 949. 42
4		270, 458, 777. 35		270, 458, 777. 35
(5)		1, 049, 487. 51		1, 049, 487. 51
(6)		2, 500, 000. 00		2, 500, 000. 00
7			41, 000, 000. 00	41, 000, 000. 00
		160, 798, 214. 28	41, 000, 000. 00	201, 798, 214. 28
		-640, 420. 00		-640, 420. 00
		-640, 420. 00		-640, 420. 00
		-640, 420. 00		-640, 420. 00
	--	--	--	--

2

3

4

1

--	--	--	--	--	--

2

3

/2

4

5

1

	9,668,600.00	2021 10 11	2028 10 11	

--	--	--	--	--

5

6

7

	5,668,652.12	7,083,090.73

1

	0.00
	0.00
	634,800.00
	0
	0

2

--	--

	8,017,632.00
	159,571.56

3

4

5

1

	23,881,938.52

2

1

2022 1
36.99
2022 6

2022 2 25

(2022) 0213 551

2022 8

2022

129

2022 6

27.1
0509 2799
8886

2022 7 5
2022 7 24

(2022)
(2022) 0509

2

3

1

	2022 11 22		
	2000		
	2022 12 31		
	2023 1 16	100	

2

	14,663,666.95
	14,663,666.95
	305,181,620
	11,908,281 293,273,339
	10 0.5
	14,663,666.95

1

1

1

	217,212,458.73	100.00%	2,652,206.48	1.22%	214,560,252.25	239,427,383.71	100.00%	3,975,872.80	1.66%	235,451,510.91
	158,486,075.89	72.96%			158,486,075.89	114,771,807.91	47.94%			114,771,807.91
	58,726,382.84	27.04%	2,652,206.48	4.52%	56,074,176.36	124,655,575.80	52.06%	3,975,872.80	3.19%	120,679,703.00
	217,212,458.73	100.00%	2,652,206.48	1.22%	214,560,252.25	239,427,383.71	100.00%	3,975,872.80	1.66%	235,451,510.91

1		147,270,580.86		
1 2		11,215,495.03		
		158,486,075.89		

1		54,392,010.25	1,631,760.31	3.00%
1 2		1,478,579.89	147,857.99	10.00%
2 3		2,776,540.86	832,962.26	30.00%
3 4		79,251.84	39,625.92	50.00%
		58,726,382.84	2,652,206.48	

1	1	201,662,591.11
1	2	12,694,074.92
2	3	2,776,540.86
3		79,251.84
	3 4	79,251.84
		217,212,458.73

2

	3,975,872.80	-		37,169.91		2,652,206.48
	3,975,872.80	-		37,169.91		2,652,206.48

"

6

2

	14,156,396.74	5,773,386.71
	14,156,396.74	5,773,386.71

1

2

3

1

	932,125.84	
	316,393.04	482,196.56
	5,868,358.89	2,649,106.00
	588,598.77	297,972.99
	3,875,630.36	
	3,156,000.00	
	249,643.79	2,812,694.87
	14,986,750.69	6,241,970.42

2

8TJET03999 2

	12	()	()	
2022	1 1	468,583.71		468,583.71
	1 1			
		361,770.24		

☑

1	1	13,500,703.60
1	2	412,259.95
2	3	430,991.30
3		642,795.84
3	4	562,285.95
4	5	60,509.89
5		20,000.00
		14,986,750.69

3

	468,583.71	361,770.24			830,353.95
	468,583.71	361,770.24			830,353.95

4

5

		4,505,976.00	1	30.07%	135,179.28
		3,150,000.00	1	21.02%	
		1,799,359.07	1	12.01%	53,980.77
		1,594,617.26	1	10.64%	47,838.52

		539,224.00	3 4	3.60%	269,612.00
		11,589,176.33		77.34%	506,610.57

6

7

8

3

	367,760,882.12		367,760,882.12	462,510,850.11	462,510,850.11
	56,499,890.95		56,499,890.95	74,054,997.80	74,054,997.80
	424,260,773.07		424,260,773.07	536,565,847.91	536,565,847.91

1

	55,622,926.65				55,622,926.65
	500,000.00	500,000.00			1,000,000.00
	68,417,694.00				68,417,694.00
	8,783,941.46				8,783,941.46
	263,202,300.00		110,249,967.99		152,952,332.01
	40,000,000.00				40,000,000.00

19,983,988.00

5

	-26,615,509.85	-945,002.20
	22,456,913.29	32,148,690.96
	-4,158,596.56	31,203,688.76

1

	-1,497,418.77	
	12,905,138.86	
	-1,133,890.23	
	4,599,011.77	
	869,169.39	
	2,681,426.37	
	206,003.48	
	12,854,581.17	--

1 --

2

		/	/
	2.63%	0.17	0.17
	1.98%	0.13	0.13

--	--	--	--

3

1

2

3

4